


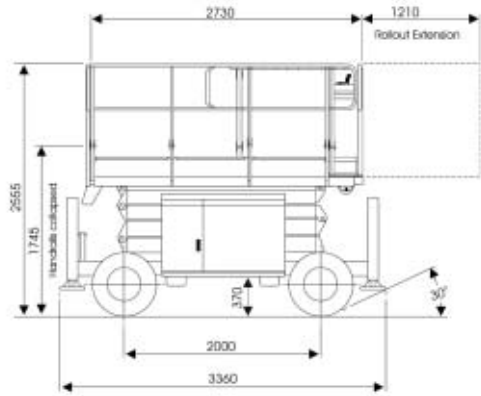
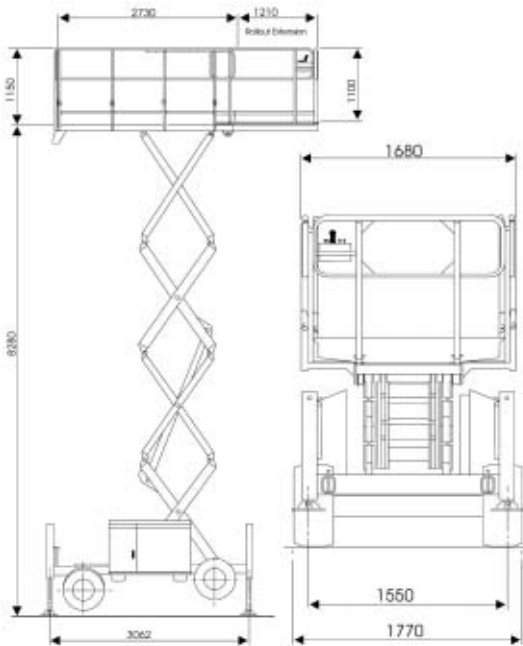
SCISSOR LIFTS

SNORKEL SR2770

Snorkel
ELEVATING WORK PLATFORMS



SNORKEL SR2770



STANDARD FEATURES

- Auto self levelling
- Hydraulic outriggers (level on 10° slope front/rear, 6° slope sideways)
- Level sensor with drive/lift interlock
- Scissor arm safety support
- Non-slip deck with 4' roll-out extension with fold down rails
- Printed circuit board with on-board LED diagnostics
- Silencer muffler
- Engine anti-restart control
- Fully proportional one handed joystick control for drive and lift
- Lifting/tie down lugs
- Drivable at full height
- High engine temperature & low oil pressure shut down
- Hour meter, ammeter and coolant temperature gauges
- Drive motion alarm
- Manual lowering valve
- Removable control console
- Keyed master switch
- Lowering warning alarm

ADDITIONAL OPTIONS

- 240 AC outlet at platform
- Non marking tyres
- Lanyard attachments
- Dual fuel or LP gas only

Danger: Models described in this brochure are NON-INSULATED and do not provide electrocution protection from contact with or close proximity to energised conductors which is pointed out on decals and placards attached to the machine. Only qualified and trained operators are to be authorised to use and operate a work platform. Aerial work platforms must be elevated only on firm, level surface.

Products in this brochure comply with relevant ANSI and Australian Standards. This literature is for illustrative purposes only. Consult Operating/Maintenance and Parts Manuals for proper procedures. Specifications may vary and are subject to change without notice.

SPECIFICATIONS

PLATFORM

Working Height	33'7"	10.28m
Height	27'2"	8.28m
Capacity	1279lbs	580kg
Size	8'11" x 5'5"	2.73 x 1.65m
Roll Out Deck	4'	1.20m
Guard Rail Height	3'6"	1.10m
Toe Board Height	6"	150mm

MACHINE DIMENSIONS

Stowed Height	5'8"	1.75m
Overall Width	5'9"	1.77m
Overall Length	11'	3.36m
Wheelbase	6'6"	2m
Turning Radius		
Inside	9'3"	2.83m
Outside	15'1"	4.6m
Ground Clearance	1'2"	370mm
Max. Wind Speed (12.5m/s)	28mph	45km/h
Platform Lift Speed	26sec	
Exit/Entry Angle	30 degrees	
Tyre Size & Type	26 x 12	Foam filled
Weight	6173lbs	2800kg
Axle	Articulating	
Power Source	Diesel Engine	

DRIVE SPEED

Below 2.4m	0 - 2.8mph	0 - 4.5km/h
Above 2.4m	0 - 0.64mph	0 - 1km/h
Gradeability	35%	

Complies with: ANSI/SIA A92.6-1999, AS1418.10-1996 EN 280:1999

Snorkel
ELEVATING WORK PLATFORMS
DEALER STICKER

AUSTRALIA

2/26 Redfern Street
Wetherill Park, NSW 2164

Phone +61 2 9725 4000
Fax +61 2 9609 3057

NEW ZEALAND

36 Bruce Road
Levin, New Zealand

Phone +64 6 3689 168
Fax +64 6 3689 164

USA

2009 Roseport Road
Elwood, KS 66024

Phone 785 989 3000
Fax 785 989 3070